

75% Attendance Report**Byron Elementary School**

Start Date: 09/01/2020 End Date: 09/30/2020

If Enrolled, Absent, Present and Percent Present are all zeros for a specific date and the calendar type is not MI Forgiven Day, check the calendar setup for missing information on that date. Verify that it is a valid date of instruction and that students are enrolled in classes. The Type and Note columns are only valid for the schools, these columns will be empty on the totals page.

Report Date	Enrolled	Absent	Present	Percent Present	Type	Note
09/01/2020	324	7	317	97.840%	In Session	
09/02/2020	325	6	319	98.154%	In Session	
09/03/2020	325	13	312	96.000%	In Session	
09/08/2020	324	13	311	95.988%	In Session	
09/09/2020	326	7	319	97.853%	In Session	
09/10/2020	324	5	319	98.457%	In Session	
09/11/2020	324	13	311	95.988%	In Session	
09/14/2020	341	8	333	97.654%	In Session	
09/15/2020	345	14	331	95.942%	In Session	
09/16/2020	345	12	333	96.522%	In Session	
09/17/2020	345	13	332	96.232%	In Session	
09/18/2020	341	26	315	92.375%	In Session	
09/21/2020	345	20	325	94.203%	In Session	
09/22/2020	346	11	335	96.821%	In Session	
09/23/2020	346	7	339	97.977%	In Session	
09/24/2020	346	7	339	97.977%	In Session	
09/25/2020	346	18	328	94.798%	In Session	
09/28/2020	347	11	336	96.830%	In Session	
09/29/2020	347	12	335	96.542%	In Session	
09/30/2020	347	6	341	98.271%	In Session	

Total Number of Days: 20

Signature: _____



Date: _____

10.1.2020


75% Attendance Report**Byron Middle School****Start Date: 09/01/2020 End Date: 09/30/2020**

If Enrolled, Absent, Present and Percent Present are all zeros for a specific date and the calendar type is not MI Forgiven Day, check the calendar setup for missing information on that date. Verify that it is a valid date of instruction and that students are enrolled in classes. The Type and Note columns are only valid for the schools, these columns will be empty on the totals page.

Report Date	Enrolled	Absent	Present	Percent Present	Type	Note
09/01/2020	123	3	120	97.561%	In Session	
09/02/2020	123	5	118	95.935%	In Session	
09/03/2020	123	6	117	95.122%	In Session	
09/08/2020	123	5	118	95.935%	In Session	
09/09/2020	123	6	117	95.122%	In Session	
09/10/2020	123	5	118	95.935%	In Session	
09/11/2020	123	0	123	100.000%	In Session	
09/14/2020	123	4	119	96.748%	In Session	
09/15/2020	123	6	117	95.122%	In Session	
09/16/2020	123	10	113	91.870%	In Session	
09/17/2020	123	8	115	93.496%	In Session	
09/18/2020	123	4	119	96.748%	In Session	
09/21/2020	123	6	117	95.122%	In Session	
09/22/2020	123	4	119	96.748%	In Session	
09/23/2020	123	4	119	96.748%	In Session	
09/24/2020	123	5	118	95.935%	In Session	
09/25/2020	123	0	123	100.000%	In Session	
09/28/2020	124	4	120	96.774%	In Session	
09/29/2020	124	5	119	95.968%	In Session	
09/30/2020	124	2	122	98.387%	In Session	

Total Number of Days: 20

Signature: _____



Date: _____

10.1.2020

75% Attendance Report**Byron Area High School**


Start Date: 09/01/2020 End Date: 09/30/2020

If Enrolled, Absent, Present and Percent Present are all zeros for a specific date and the calendar type is not MI Forgiven Day, check the calendar setup for missing information on that date. Verify that it is a valid date of instruction and that students are enrolled in classes. The Type and Note columns are only valid for the schools, these columns will be empty on the totals page.

Report Date	Enrolled	Absent	Present	Percent Present	Type	Note
09/01/2020	263	10	253	96.198%	In Session	
09/02/2020	264	10	254	96.212%	In Session	
09/03/2020	264	10	254	96.212%	In Session	
09/08/2020	264	17	247	93.561%	In Session	
09/09/2020	262	12	250	95.420%	In Session	
09/10/2020	261	5	256	98.084%	In Session	
09/11/2020	261	0	261	100.000%	In Session	
09/14/2020	261	7	254	97.318%	In Session	
09/15/2020	261	8	253	96.935%	In Session	
09/16/2020	261	9	252	96.552%	In Session	
09/17/2020	261	6	255	97.701%	In Session	
09/18/2020	262	12	250	95.420%	In Session	
09/21/2020	262	9	253	96.565%	In Session	
09/22/2020	262	16	246	93.893%	In Session	
09/23/2020	262	12	250	95.420%	In Session	
09/24/2020	262	7	255	97.328%	In Session	
09/25/2020	262	0	262	100.000%	In Session	
09/28/2020	262	7	255	97.328%	In Session	
09/29/2020	262	5	257	98.092%	In Session	
09/30/2020	262	8	254	96.947%	In Session	

Total Number of Days: 20

Signature: _____



Date: _____

10.1.2020


75% Attendance Report**Total of Selected Schools****Start Date: 09/01/2020 End Date: 09/30/2020**

If Enrolled, Absent, Present and Percent Present are all zeros for a specific date and the calendar type is not MI Forgiven Day, check the calendar setup for missing information on that date. Verify that it is a valid date of instruction and that students are enrolled in classes. The Type and Note columns are only valid for the schools, these columns will be empty on the totals page.

Report Date	Enrolled	Absent	Present	Percent Present	Type	Note
09/01/2020	710	20	690	97.183%		
09/02/2020	712	21	691	97.051%		
09/03/2020	712	29	683	95.927%		
09/08/2020	711	35	676	95.077%		
09/09/2020	711	25	686	96.484%		
09/10/2020	708	15	693	97.881%		
09/11/2020	708	13	695	98.164%		
09/14/2020	725	19	706	97.379%		
09/15/2020	729	28	701	96.159%		
09/16/2020	729	31	698	95.748%		
09/17/2020	729	27	702	96.296%		
09/18/2020	726	42	684	94.215%		
09/21/2020	730	35	695	95.205%		
09/22/2020	731	31	700	95.759%		
09/23/2020	731	23	708	96.854%		
09/24/2020	731	19	712	97.401%		
09/25/2020	731	18	713	97.538%		
09/28/2020	733	22	711	96.999%		
09/29/2020	733	22	711	96.999%		
09/30/2020	733	16	717	97.817%		

Total Number of Days: 20

Signature: _____



Date: _____

10.1.2020