


75% Attendance Report**Byron Elementary School**

Start Date: 10/01/2020 End Date: 10/31/2020

If Enrolled, Absent, Present and Percent Present are all zeros for a specific date and the calendar type is not MI Forgiven Day, check the calendar setup for missing information on that date. Verify that it is a valid date of instruction and that students are enrolled in classes. The Type and Note columns are only valid for the schools, these columns will be empty on the totals page.

Report Date	Enrolled	Absent	Present	Percent Present	Type	Note
10/01/2020	347	10	337	97.118%	In Session	
10/02/2020	349	14	335	95.989%	In Session	
10/05/2020	348	18	330	94.828%	In Session	
10/06/2020	348	17	331	95.115%	In Session	
10/07/2020	348	17	331	95.115%	In Session	
10/08/2020	348	18	330	94.828%	In Session	
10/09/2020	348	33	315	90.517%	In Session	
10/12/2020	350	19	331	94.571%	In Session	
10/13/2020	350	16	334	95.429%	In Session	
10/14/2020	350	13	337	96.286%	In Session	
10/15/2020	352	11	341	96.875%	In Session	
10/16/2020	352	21	331	94.034%	In Session	
10/19/2020	352	31	321	91.193%	In Session	
10/20/2020	352	24	328	93.182%	In Session	
10/21/2020	352	22	330	93.750%	In Session	
10/22/2020	352	21	331	94.034%	In Session	
10/23/2020	352	23	329	93.466%	In Session	
10/26/2020	351	19	332	94.587%	In Session	
10/27/2020	351	19	332	94.587%	In Session	
10/28/2020	351	16	335	95.442%	In Session	
10/29/2020	351	7	344	98.006%	In Session	

Total Number of Days: 21

Signature: 

Date: 11/2/2020

75% Attendance Report**Byron Middle School**

Start Date: 10/01/2020 End Date: 10/31/2020

If Enrolled, Absent, Present and Percent Present are all zeros for a specific date and the calendar type is not MI Forgiven Day, check the calendar setup for missing information on that date. Verify that it is a valid date of instruction and that students are enrolled in classes. The Type and Note columns are only valid for the schools, these columns will be empty on the totals page.

Report Date	Enrolled	Absent	Present	Percent Present	Type	Note
10/01/2020	124	5	119	95.968%	In Session	
10/02/2020	124	9	115	92.742%	In Session	
10/05/2020	124	2	122	98.387%	In Session	
10/06/2020	122	4	118	96.721%	In Session	
10/07/2020	122	5	117	95.902%	In Session	
10/08/2020	122	8	114	93.443%	In Session	
10/09/2020	122	0	122	100.000%	In Session	
10/12/2020	122	11	111	90.984%	In Session	
10/13/2020	122	5	117	95.902%	In Session	
10/14/2020	122	5	117	95.902%	In Session	
10/15/2020	122	6	116	95.082%	In Session	
10/16/2020	122	0	122	100.000%	In Session	
10/19/2020	122	12	110	90.164%	In Session	
10/20/2020	122	8	114	93.443%	In Session	
10/21/2020	122	7	115	94.262%	In Session	
10/22/2020	122	6	116	95.082%	In Session	
10/23/2020	122	0	122	100.000%	In Session	
10/26/2020	122	5	117	95.902%	In Session	
10/27/2020	122	5	117	95.902%	In Session	
10/28/2020	122	2	120	98.361%	In Session	
10/29/2020	122	2	120	98.361%	In Session	

Total Number of Days: 21

Signature: _____

Date: _____

11/2/2020

75% Attendance Report**Byron Area High School**


Start Date: 10/01/2020 End Date: 10/31/2020

If Enrolled, Absent, Present and Percent Present are all zeros for a specific date and the calendar type is not MI Forgiven Day, check the calendar setup for missing information on that date. Verify that it is a valid date of instruction and that students are enrolled in classes. The Type and Note columns are only valid for the schools, these columns will be empty on the totals page.

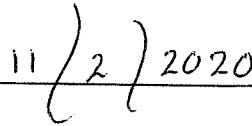
Report Date	Enrolled	Absent	Present	Percent Present	Type	Note
10/01/2020	262	7	255	97.328%	In Session	
10/02/2020	262	9	253	96.565%	In Session	
10/05/2020	261	9	252	96.552%	In Session	
10/06/2020	260	13	247	95.000%	In Session	
10/07/2020	260	14	246	94.615%	In Session	
10/08/2020	260	9	251	96.538%	In Session	
10/09/2020	260	0	260	100.000%	In Session	
10/12/2020	260	17	243	93.462%	In Session	
10/13/2020	260	8	252	96.923%	In Session	
10/14/2020	260	11	249	95.769%	In Session	
10/15/2020	260	14	246	94.615%	In Session	
10/16/2020	260	0	260	100.000%	In Session	
10/19/2020	260	12	248	95.385%	In Session	
10/20/2020	260	11	249	95.769%	In Session	
10/21/2020	261	10	251	96.169%	In Session	
10/22/2020	261	7	254	97.318%	In Session	
10/23/2020	261	0	261	100.000%	In Session	
10/26/2020	261	6	255	97.701%	In Session	
10/27/2020	261	11	250	95.785%	In Session	
10/28/2020	261	12	249	95.402%	In Session	
10/29/2020	261	6	255	97.701%	In Session	

Total Number of Days: 21

Signature:



Date:



75% Attendance Report**Total of Selected Schools**


Start Date: 10/01/2020 End Date: 10/31/2020

If Enrolled, Absent, Present and Percent Present are all zeros for a specific date and the calendar type is not MI Forgiven Day, check the calendar setup for missing information on that date. Verify that it is a valid date of instruction and that students are enrolled in classes. The Type and Note columns are only valid for the schools, these columns will be empty on the totals page.

Report Date	Enrolled	Absent	Present	Percent Present	Type	Note
10/01/2020	733	22	711	96.999%		
10/02/2020	735	32	703	95.646%		
10/05/2020	733	29	704	96.044%		
10/06/2020	730	34	696	95.342%		
10/07/2020	730	36	694	95.068%		
10/08/2020	730	35	695	95.205%		
10/09/2020	730	33	697	95.479%		
10/12/2020	732	47	685	93.579%		
10/13/2020	732	29	703	96.038%		
10/14/2020	732	29	703	96.038%		
10/15/2020	734	31	703	95.777%		
10/16/2020	734	21	713	97.139%		
10/19/2020	734	55	679	92.507%		
10/20/2020	734	43	691	94.142%		
10/21/2020	735	39	696	94.694%		
10/22/2020	735	34	701	95.374%		
10/23/2020	735	23	712	96.871%		
10/26/2020	734	30	704	95.913%		
10/27/2020	734	35	699	95.232%		
10/28/2020	734	30	704	95.913%		
10/29/2020	734	15	719	97.956%		

Total Number of Days: 21

Signature: _____



Date: _____

