

**75% Attendance Report****Byron Elementary School**

Start Date: 11/02/2020 End Date: 11/30/2020

If Enrolled, Absent, Present and Percent Present are all zeros for a specific date and the calendar type is not MI Forgiven Day, check the calendar setup for missing information on that date. Verify that it is a valid date of instruction and that students are enrolled in classes. The Type and Note columns are only valid for the schools, these columns will be empty on the totals page.

Report Date	Enrolled	Absent	Present	Percent Present	Type	Note
11/02/2020	353	34	319	90.368%	In Session	
11/03/2020	352	31	321	91.193%	In Session	
11/04/2020	352	35	317	90.057%	In Session	
11/05/2020	352	24	328	93.182%	In Session	
11/06/2020	352	26	326	92.614%	In Session	
11/09/2020	352	22	330	93.750%	In Session	
11/10/2020	352	21	331	94.034%	In Session	
11/11/2020	352	21	331	94.034%	In Session	
11/12/2020	351	22	329	93.732%	In Session	
11/13/2020	351	16	335	95.442%	In Session	
11/17/2020	350	28	322	92.000%	In Session	
11/18/2020	350	33	317	90.571%	In Session	
11/19/2020	350	19	331	94.571%	In Session	
11/20/2020	350	27	323	92.286%	In Session	
11/23/2020	350	21	329	94.000%	In Session	
11/24/2020	350	14	336	96.000%	In Session	
11/30/2020	350	17	333	95.143%	In Session	

**Total Number of Days: 17**

Signature: \_\_\_\_\_

Date: \_\_\_\_\_

12/2/2020


**75% Attendance Report****Byron Middle School****Start Date: 11/02/2020 End Date: 11/30/2020**

If Enrolled, Absent, Present and Percent Present are all zeros for a specific date and the calendar type is not MI Forgiven Day, check the calendar setup for missing information on that date. Verify that it is a valid date of instruction and that students are enrolled in classes. The Type and Note columns are only valid for the schools, these columns will be empty on the totals page.

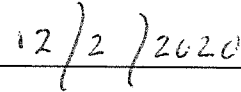
Report Date	Enrolled	Absent	Present	Percent Present	Type	Note
11/02/2020	122	11	111	90.984%	In Session	
11/03/2020	121	6	115	95.041%	In Session	
11/04/2020	121	3	118	97.521%	In Session	
11/05/2020	121	3	118	97.521%	In Session	
11/06/2020	121	0	121	100.000%	In Session	
11/09/2020	121	9	112	92.562%	In Session	
11/10/2020	121	0	121	100.000%	In Session	
11/11/2020	121	1	120	99.174%	In Session	
11/12/2020	121	5	116	95.868%	In Session	
11/13/2020	121	1	120	99.174%	In Session	
11/17/2020	121	15	106	87.603%	In Session	
11/18/2020	121	12	109	90.083%	In Session	
11/19/2020	121	14	107	88.430%	In Session	
11/20/2020	121	0	121	100.000%	In Session	
11/23/2020	121	25	96	79.339%	In Session	
11/24/2020	121	25	96	79.339%	In Session	
11/30/2020	121	15	106	87.603%	In Session	

**Total Number of Days: 17**

Signature: \_\_\_\_\_



Date: \_\_\_\_\_



**75% Attendance Report****Byron Area High School**

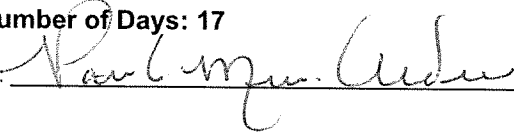
Start Date: 11/02/2020 End Date: 11/30/2020

If Enrolled, Absent, Present and Percent Present are all zeros for a specific date and the calendar type is not MI Forgiven Day, check the calendar setup for missing information on that date. Verify that it is a valid date of instruction and that students are enrolled in classes. The Type and Note columns are only valid for the schools, these columns will be empty on the totals page.

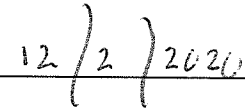
Report Date	Enrolled	Absent	Present	Percent Present	Type	Note
11/02/2020	260	14	246	94.615%	In Session	
11/03/2020	260	17	243	93.462%	In Session	
11/04/2020	260	11	249	95.769%	In Session	
11/05/2020	260	12	248	95.385%	In Session	
11/06/2020	260	0	260	100.000%	In Session	
11/09/2020	260	15	245	94.231%	In Session	
11/10/2020	260	0	260	100.000%	In Session	
11/11/2020	260	0	260	100.000%	In Session	
11/12/2020	260	2	258	99.231%	In Session	
11/13/2020	260	1	259	99.615%	In Session	
11/17/2020	259	1	258	99.614%	In Session	
11/18/2020	259	3	256	98.842%	In Session	
11/19/2020	259	6	253	97.683%	In Session	
11/20/2020	259	0	259	100.000%	In Session	
11/23/2020	259	2	257	99.228%	In Session	
11/24/2020	259	3	256	98.842%	In Session	
11/30/2020	258	3	255	98.837%	In Session	

Total Number of Days: 17

Signature: \_\_\_\_\_



Date: \_\_\_\_\_



**75% Attendance Report****Total of Selected Schools****Start Date: 11/02/2020 End Date: 11/30/2020**

If Enrolled, Absent, Present and Percent Present are all zeros for a specific date and the calendar type is not MI Forgiven Day, check the calendar setup for missing information on that date. Verify that it is a valid date of instruction and that students are enrolled in classes. The Type and Note columns are only valid for the schools, these columns will be empty on the totals page.

Report Date	Enrolled	Absent	Present	Percent Present	Type	Note
11/02/2020	735	59	676	91.973%		
11/03/2020	733	54	679	92.633%		
11/04/2020	733	49	684	93.315%		
11/05/2020	733	39	694	94.679%		
11/06/2020	733	26	707	96.453%		
11/09/2020	733	46	687	93.724%		
11/10/2020	733	21	712	97.135%		
11/11/2020	733	22	711	96.999%		
11/12/2020	732	29	703	96.038%		
11/13/2020	732	18	714	97.541%		
11/17/2020	730	44	686	93.973%		
11/18/2020	730	48	682	93.425%		
11/19/2020	730	39	691	94.658%		
11/20/2020	730	27	703	96.301%		
11/23/2020	730	48	682	93.425%		
11/24/2020	730	42	688	94.247%		
11/30/2020	729	35	694	95.199%		

**Total Number of Days: 17**

Signature: \_\_\_\_\_

Date: \_\_\_\_\_

12/2/2020