

75% Attendance Report**Byron Elementary School**


Start Date: 05/01/2021 End Date: 05/31/2021

If Enrolled, Absent, Present and Percent Present are all zeros for a specific date and the calendar type is not MI Forgiven Day, check the calendar setup for missing information on that date. Verify that it is a valid date of instruction and that students are enrolled in classes. The Type and Note columns are only valid for the schools, these columns will be empty on the totals page.

Report Date	Enrolled	Absent	Present	Percent Present	Type	Note
05/03/2021	366	26	340	92.896%	In Session	
05/04/2021	366	24	342	93.443%	In Session	
05/05/2021	366	20	346	94.536%	In Session	
05/06/2021	366	27	339	92.623%	In Session	
05/07/2021	366	29	337	92.077%	In Session	
05/10/2021	366	41	325	88.798%	In Session	
05/11/2021	366	29	337	92.077%	In Session	
05/12/2021	366	18	348	95.082%	In Session	
05/13/2021	366	26	340	92.896%	In Session	
05/14/2021	366	28	338	92.350%	In Session	
05/17/2021	366	27	339	92.623%	In Session	
05/18/2021	366	16	350	95.628%	In Session	
05/19/2021	366	11	355	96.995%	In Session	
05/20/2021	366	23	343	93.716%	In Session	
05/21/2021	366	28	338	92.350%	In Session	
05/24/2021	366	19	347	94.809%	In Session	
05/25/2021	366	15	351	95.902%	In Session	
05/26/2021	366	10	356	97.268%	In Session	
05/27/2021	366	21	345	94.262%	In Session	
05/28/2021	366	2	364	99.454%	In Session	

Total Number of Days: 20

Signature: _____



Date: _____

6/3/21

75% Attendance Report**Byron Middle School**


Start Date: 05/01/2021 End Date: 05/31/2021

If Enrolled, Absent, Present and Percent Present are all zeros for a specific date and the calendar type is not MI Forgiven Day, check the calendar setup for missing information on that date. Verify that it is a valid date of instruction and that students are enrolled in classes. The Type and Note columns are only valid for the schools, these columns will be empty on the totals page.

Report Date	Enrolled	Absent	Present	Percent Present	Type	Note
05/03/2021	121	6	115	95.041%	In Session	
05/04/2021	121	8	113	93.388%	In Session	
05/05/2021	121	7	114	94.215%	In Session	
05/06/2021	121	6	115	95.041%	In Session	
05/07/2021	121	0	121	100.000%	In Session	
05/10/2021	121	6	115	95.041%	In Session	
05/11/2021	121	4	117	96.694%	In Session	
05/12/2021	121	4	117	96.694%	In Session	
05/13/2021	121	7	114	94.215%	In Session	
05/14/2021	121	0	121	100.000%	In Session	
05/17/2021	121	14	107	88.430%	In Session	
05/18/2021	121	15	106	87.603%	In Session	
05/19/2021	121	8	113	93.388%	In Session	
05/20/2021	121	8	113	93.388%	In Session	
05/21/2021	121	0	121	100.000%	In Session	
05/24/2021	121	6	115	95.041%	In Session	
05/25/2021	121	5	116	95.868%	In Session	
05/26/2021	121	4	117	96.694%	In Session	
05/27/2021	121	3	118	97.521%	In Session	
05/28/2021	121	4	117	96.694%	In Session	

Total Number of Days: 20

Signature: _____



Date: _____

6/13/21

75% Attendance Report**Byron Area High School**


Start Date: 05/01/2021 End Date: 05/31/2021

If Enrolled, Absent, Present and Percent Present are all zeros for a specific date and the calendar type is not MI Forgiven Day, check the calendar setup for missing information on that date. Verify that it is a valid date of instruction and that students are enrolled in classes. The Type and Note columns are only valid for the schools, these columns will be empty on the totals page.

Report Date	Enrolled	Absent	Present	Percent Present	Type	Note
05/03/2021	256	13	243	94.922%	In Session	
05/04/2021	256	6	250	97.656%	In Session	
05/05/2021	256	11	245	95.703%	In Session	
05/06/2021	256	10	246	96.094%	In Session	
05/07/2021	256	0	256	100.000%	In Session	
05/10/2021	256	13	243	94.922%	In Session	
05/11/2021	256	11	245	95.703%	In Session	
05/12/2021	256	7	249	97.266%	In Session	
05/13/2021	256	4	252	98.438%	In Session	
05/14/2021	256	0	256	100.000%	In Session	
05/17/2021	256	11	245	95.703%	In Session	
05/18/2021	256	10	246	96.094%	In Session	
05/19/2021	256	6	250	97.656%	In Session	
05/20/2021	256	5	251	98.047%	In Session	
05/21/2021	256	0	256	100.000%	In Session	
05/24/2021	256	8	248	96.875%	In Session	
05/25/2021	256	8	248	96.875%	In Session	
05/26/2021	255	6	249	97.647%	In Session	
05/27/2021	254	3	251	98.819%	In Session	
05/28/2021	256	2	254	99.219%	In Session	

Total Number of Days: 20

Signature: _____



Date: _____

6/3/21

75% Attendance Report**Total of Selected Schools**


Start Date: 05/01/2021 End Date: 05/31/2021

If Enrolled, Absent, Present and Percent Present are all zeros for a specific date and the calendar type is not MI Forgiven Day, check the calendar setup for missing information on that date. Verify that it is a valid date of instruction and that students are enrolled in classes. The Type and Note columns are only valid for the schools, these columns will be empty on the totals page.

Report Date	Enrolled	Absent	Present	Percent Present	Type	Note
05/03/2021	743	45	698	93.943%		
05/04/2021	743	38	705	94.886%		
05/05/2021	743	38	705	94.886%		
05/06/2021	743	43	700	94.213%		
05/07/2021	743	29	714	96.097%		
05/10/2021	743	60	683	91.925%		
05/11/2021	743	44	699	94.078%		
05/12/2021	743	29	714	96.097%		
05/13/2021	743	37	706	95.020%		
05/14/2021	743	28	715	96.231%		
05/17/2021	743	52	691	93.001%		
05/18/2021	743	41	702	94.482%		
05/19/2021	743	25	718	96.635%		
05/20/2021	743	36	707	95.155%		
05/21/2021	743	28	715	96.231%		
05/24/2021	743	33	710	95.559%		
05/25/2021	743	28	715	96.231%		
05/26/2021	742	20	722	97.305%		
05/27/2021	741	27	714	96.356%		
05/28/2021	743	8	735	98.923%		

Total Number of Days: 20

Signature: _____



Date: _____

6/3/21