

75% Attendance Report

Byron Elementary School


Start Date: 03/01/2021 End Date: 03/31/2021

If Enrolled, Absent, Present and Percent Present are all zeros for a specific date and the calendar type is not MI Forgiven Day, check the calendar setup for missing information on that date. Verify that it is a valid date of instruction and that students are enrolled in classes. The Type and Note columns are only valid for the schools, these columns will be empty on the totals page.

Report Date	Enrolled	Absent	Present	Percent Present	Type	Note
03/01/2021	360	19	341	94.722%	In Session	
03/02/2021	360	10	350	97.222%	In Session	
03/03/2021	360	17	343	95.278%	In Session	
03/04/2021	360	10	350	97.222%	In Session	
03/05/2021	360	21	339	94.167%	In Session	
03/08/2021	360	20	340	94.444%	In Session	
03/09/2021	360	21	339	94.167%	In Session	
03/10/2021	360	20	340	94.444%	In Session	
03/11/2021	360	12	348	96.667%	In Session	
03/12/2021	360	14	346	96.111%	In Session	
03/15/2021	362	22	340	93.923%	In Session	
03/16/2021	362	21	341	94.199%	In Session	
03/17/2021	362	11	351	96.961%	In Session	
03/18/2021	362	18	344	95.028%	In Session	
03/19/2021	362	28	334	92.265%	In Session	
03/22/2021	362	25	337	93.094%	In Session	
03/23/2021	362	18	344	95.028%	In Session	
03/24/2021	362	24	338	93.370%	In Session	
03/25/2021	362	25	337	93.094%	In Session	
03/26/2021	362	35	327	90.331%	In Session	

Total Number of Days: 20

Signature: _____



Date: _____

4/6/21

75% Attendance Report

Byron Middle School


Start Date: 03/01/2021 End Date: 03/31/2021

If Enrolled, Absent, Present and Percent Present are all zeros for a specific date and the calendar type is not MI Forgiven Day, check the calendar setup for missing information on that date. Verify that it is a valid date of instruction and that students are enrolled in classes. The Type and Note columns are only valid for the schools, these columns will be empty on the totals page.

Report Date	Enrolled	Absent	Present	Percent Present	Type	Note
03/01/2021	121	9	112	92.562%	In Session	
03/02/2021	121	10	111	91.736%	In Session	
03/03/2021	121	3	118	97.521%	In Session	
03/04/2021	121	6	115	95.041%	In Session	
03/05/2021	121	0	121	100.000%	In Session	
03/08/2021	121	6	115	95.041%	In Session	
03/09/2021	121	6	115	95.041%	In Session	
03/10/2021	121	5	116	95.868%	In Session	
03/11/2021	121	9	112	92.562%	In Session	
03/12/2021	121	0	121	100.000%	In Session	
03/15/2021	121	8	113	93.388%	In Session	
03/16/2021	121	8	113	93.388%	In Session	
03/17/2021	121	6	115	95.041%	In Session	
03/18/2021	121	6	115	95.041%	In Session	
03/19/2021	121	0	121	100.000%	In Session	
03/22/2021	121	9	112	92.562%	In Session	
03/23/2021	121	11	110	90.909%	In Session	
03/24/2021	121	9	112	92.562%	In Session	
03/25/2021	121	14	107	88.430%	In Session	
03/26/2021	122	0	122	100.000%	In Session	

Total Number of Days: 20

Signature: _____



Date: _____

4/6/21

75% Attendance Report**Byron Area High School**


Start Date: 03/01/2021 End Date: 03/31/2021

If Enrolled, Absent, Present and Percent Present are all zeros for a specific date and the calendar type is not MI Forgiven Day, check the calendar setup for missing information on that date. Verify that it is a valid date of instruction and that students are enrolled in classes. The Type and Note columns are only valid for the schools, these columns will be empty on the totals page.


Report Date	Enrolled	Absent	Present	Percent Present	Type	Note
03/01/2021	260	14	246	94.615%	In Session	
03/02/2021	260	10	250	96.154%	In Session	
03/03/2021	259	10	249	96.139%	In Session	
03/04/2021	259	9	250	96.525%	In Session	
03/05/2021	259	0	259	100.000%	In Session	
03/08/2021	258	8	250	96.899%	In Session	
03/09/2021	258	10	248	96.124%	In Session	
03/10/2021	257	8	249	96.887%	In Session	
03/11/2021	257	8	249	96.887%	In Session	
03/12/2021	257	0	257	100.000%	In Session	
03/15/2021	257	16	241	93.774%	In Session	
03/16/2021	257	9	248	96.498%	In Session	
03/17/2021	257	10	247	96.109%	In Session	
03/18/2021	257	13	244	94.942%	In Session	
03/19/2021	257	0	257	100.000%	In Session	
03/22/2021	257	12	245	95.331%	In Session	
03/23/2021	257	14	243	94.553%	In Session	
03/24/2021	257	15	242	94.163%	In Session	
03/25/2021	257	22	235	91.440%	In Session	
03/26/2021	257	0	257	100.000%	In Session	

Total Number of Days: 20

Signature: _____



Date: _____



75% Attendance Report**Total of Selected Schools**

Start Date: 03/01/2021 End Date: 03/31/2021

If Enrolled, Absent, Present and Percent Present are all zeros for a specific date and the calendar type is not MI Forgiven Day, check the calendar setup for missing information on that date. Verify that it is a valid date of instruction and that students are enrolled in classes. The Type and Note columns are only valid for the schools, these columns will be empty on the totals page.

Report Date	Enrolled	Absent	Present	Percent Present	Type	Note
03/01/2021	741	42	699	94.332%		
03/02/2021	741	30	711	95.951%		
03/03/2021	740	30	710	95.946%		
03/04/2021	740	25	715	96.622%		
03/05/2021	740	21	719	97.162%		
03/08/2021	739	34	705	95.399%		
03/09/2021	739	37	702	94.993%		
03/10/2021	738	33	705	95.528%		
03/11/2021	738	29	709	96.070%		
03/12/2021	738	14	724	98.103%		
03/15/2021	740	46	694	93.784%		
03/16/2021	740	38	702	94.865%		
03/17/2021	740	27	713	96.351%		
03/18/2021	740	37	703	95.000%		
03/19/2021	740	28	712	96.216%		
03/22/2021	740	46	694	93.784%		
03/23/2021	740	43	697	94.189%		
03/24/2021	740	48	692	93.514%		
03/25/2021	740	61	679	91.757%		
03/26/2021	741	35	706	95.277%		

Total Number of Days: 20

Signature: _____



Date: _____

4/6/21