

**75% Attendance Report****Byron Elementary School**


Start Date: 01/01/2021 End Date: 01/31/2021

If Enrolled, Absent, Present and Percent Present are all zeros for a specific date and the calendar type is not MI Forgiven Day, check the calendar setup for missing information on that date. Verify that it is a valid date of instruction and that students are enrolled in classes. The Type and Note columns are only valid for the schools, these columns will be empty on the totals page.

Report Date	Enrolled	Absent	Present	Percent Present	Type	Note
01/04/2021	351	19	332	94.587%	In Session	
01/05/2021	351	11	340	96.866%	In Session	
01/06/2021	349	15	334	95.702%	In Session	
01/07/2021	349	13	336	96.275%	In Session	
01/08/2021	349	10	339	97.135%	In Session	
01/11/2021	350	21	329	94.000%	In Session	
01/12/2021	350	18	332	94.857%	In Session	
01/13/2021	350	22	328	93.714%	In Session	
01/14/2021	350	14	336	96.000%	In Session	
01/19/2021	355	15	340	95.775%	In Session	
01/20/2021	355	18	337	94.930%	In Session	
01/21/2021	355	11	344	96.901%	In Session	
01/22/2021	355	20	335	94.366%	In Session	
01/25/2021	355	12	343	96.620%	In Session	
01/26/2021	354	27	327	92.373%	In Session	
01/27/2021	354	22	332	93.785%	In Session	
01/28/2021	354	13	341	96.328%	In Session	
01/29/2021	354	18	336	94.915%	In Session	

Total Number of Days: 18

Signature: \_\_\_\_\_



Date: \_\_\_\_\_

2/2/21

**75% Attendance Report****Byron Middle School**


Start Date: 01/01/2021 End Date: 01/31/2021

If Enrolled, Absent, Present and Percent Present are all zeros for a specific date and the calendar type is not MI Forgiven Day, check the calendar setup for missing information on that date. Verify that it is a valid date of instruction and that students are enrolled in classes. The Type and Note columns are only valid for the schools, these columns will be empty on the totals page.

Report Date	Enrolled	Absent	Present	Percent Present	Type	Note
01/04/2021	120	3	117	97.500%	In Session	
01/05/2021	120	5	115	95.833%	In Session	
01/06/2021	120	5	115	95.833%	In Session	
01/07/2021	120	12	108	90.000%	In Session	
01/08/2021	120	0	120	100.000%	In Session	
01/11/2021	120	8	112	93.333%	In Session	
01/12/2021	120	5	115	95.833%	In Session	
01/13/2021	120	3	117	97.500%	In Session	
01/14/2021	120	1	119	99.167%	In Session	
01/19/2021	121	7	114	94.215%	In Session	
01/20/2021	121	6	115	95.041%	In Session	
01/21/2021	121	7	114	94.215%	In Session	
01/22/2021	121	7	114	94.215%	In Session	
01/25/2021	121	5	116	95.868%	In Session	
01/26/2021	121	12	109	90.083%	In Session	
01/27/2021	121	12	109	90.083%	In Session	
01/28/2021	122	8	114	93.443%	In Session	
01/29/2021	122	0	122	100.000%	In Session	

**Total Number of Days: 18**

Signature: \_\_\_\_\_



Date: \_\_\_\_\_

2/2/21

**75% Attendance Report****Byron Area High School**


Start Date: 01/01/2021 End Date: 01/31/2021

If Enrolled, Absent, Present and Percent Present are all zeros for a specific date and the calendar type is not MI Forgiven Day, check the calendar setup for missing information on that date. Verify that it is a valid date of instruction and that students are enrolled in classes. The Type and Note columns are only valid for the schools, these columns will be empty on the totals page.

Report Date	Enrolled	Absent	Present	Percent Present	Type	Note
01/04/2021	258	9	249	96.512%	In Session	
01/05/2021	258	5	253	98.062%	In Session	
01/06/2021	258	6	252	97.674%	In Session	
01/07/2021	258	3	255	98.837%	In Session	
01/08/2021	258	0	258	100.000%	In Session	
01/11/2021	258	10	248	96.124%	In Session	
01/12/2021	258	4	254	98.450%	In Session	
01/13/2021	256	1	255	99.609%	In Session	
01/14/2021	258	3	255	98.837%	In Session	
01/19/2021	258	11	247	95.736%	In Session	
01/20/2021	258	8	250	96.899%	In Session	
01/21/2021	260	12	248	95.385%	In Session	
01/22/2021	260	20	240	92.308%	In Session	
01/25/2021	260	6	254	97.692%	In Session	
01/26/2021	261	13	248	95.019%	In Session	
01/27/2021	261	10	251	96.169%	In Session	
01/28/2021	261	7	254	97.318%	In Session	
01/29/2021	261	0	261	100.000%	In Session	

**Total Number of Days: 18**

Signature: \_\_\_\_\_



Date: \_\_\_\_\_

2/2/21

**75% Attendance Report****Total of Selected Schools**


Start Date: 01/01/2021 End Date: 01/31/2021

If Enrolled, Absent, Present and Percent Present are all zeros for a specific date and the calendar type is not MI Forgiveness Day, check the calendar setup for missing information on that date. Verify that it is a valid date of instruction and that students are enrolled in classes. The Type and Note columns are only valid for the schools, these columns will be empty on the totals page.

Report Date	Enrolled	Absent	Present	Percent Present	Type	Note
01/04/2021	729	31	698	95.748%		
01/05/2021	729	21	708	97.119%		
01/06/2021	727	26	701	96.424%		
01/07/2021	727	28	699	96.149%		
01/08/2021	727	10	717	98.624%		
01/11/2021	728	39	689	94.643%		
01/12/2021	728	27	701	96.291%		
01/13/2021	726	26	700	96.419%		
01/14/2021	728	18	710	97.527%		
01/19/2021	734	33	701	95.504%		
01/20/2021	734	32	702	95.640%		
01/21/2021	736	30	706	95.924%		
01/22/2021	736	47	689	93.614%		
01/25/2021	736	23	713	96.875%		
01/26/2021	736	52	684	92.935%		
01/27/2021	736	44	692	94.022%		
01/28/2021	737	28	709	96.201%		
01/29/2021	737	18	719	97.558%		

Total Number of Days: 18

Signature: \_\_\_\_\_



Date: \_\_\_\_\_

2/2/21