

75% Attendance Report**Byron Elementary School**

Start Date: 02/01/2021 End Date: 02/26/2021

If Enrolled, Absent, Present and Percent Present are all zeros for a specific date and the calendar type is not MI Forgiven Day, check the calendar setup for missing information on that date. Verify that it is a valid date of instruction and that students are enrolled in classes. The Type and Note columns are only valid for the schools, these columns will be empty on the totals page.

Report Date	Enrolled	Absent	Present	Percent Present	Type	Note
02/01/2021	355	13	342	96.338%	In Session	
02/02/2021	355	13	342	96.338%	In Session	
02/03/2021	355	7	348	98.028%	In Session	
02/04/2021	355	9	346	97.465%	In Session	
02/08/2021	354	14	340	96.045%	In Session	
02/09/2021	355	13	342	96.338%	In Session	
02/10/2021	359	11	348	96.936%	In Session	
02/11/2021	359	9	350	97.493%	In Session	
02/12/2021	359	11	348	96.936%	In Session	
02/18/2021	360	18	342	95.000%	In Session	
02/19/2021	360	27	333	92.500%	In Session	
02/22/2021	360	22	338	93.889%	In Session	
02/23/2021	360	14	346	96.111%	In Session	
02/24/2021	360	12	348	96.667%	In Session	
02/25/2021	360	12	348	96.667%	In Session	
02/26/2021	360	13	347	96.389%	In Session	

Total Number of Days: 16

Signature: _____

Date: _____

75% Attendance Report**Byron Middle School**


Start Date: 02/01/2021 End Date: 02/26/2021

If Enrolled, Absent, Present and Percent Present are all zeros for a specific date and the calendar type is not MI Forgiven Day, check the calendar setup for missing information on that date. Verify that it is a valid date of instruction and that students are enrolled in classes. The Type and Note columns are only valid for the schools, these columns will be empty on the totals page.

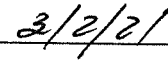
Report Date	Enrolled	Absent	Present	Percent Present	Type	Note
02/01/2021	122	10	112	91.803%	In Session	
02/02/2021	122	10	112	91.803%	In Session	
02/03/2021	122	9	113	92.623%	In Session	
02/04/2021	122	9	113	92.623%	In Session	
02/08/2021	121	13	108	89.256%	In Session	
02/09/2021	121	9	112	92.562%	In Session	
02/10/2021	121	12	109	90.083%	In Session	
02/11/2021	121	8	113	93.388%	In Session	
02/12/2021	121	0	121	100.000%	In Session	
02/18/2021	121	11	110	90.909%	In Session	
02/19/2021	121	18	103	85.124%	In Session	
02/22/2021	121	6	115	95.041%	In Session	
02/23/2021	121	4	117	96.694%	In Session	
02/24/2021	121	7	114	94.215%	In Session	
02/25/2021	121	12	109	90.083%	In Session	
02/26/2021	121	0	121	100.000%	In Session	

Total Number of Days: 16

Signature: _____



Date: _____



75% Attendance Report**Byron Area High School**


Start Date: 02/01/2021 End Date: 02/26/2021

If Enrolled, Absent, Present and Percent Present are all zeros for a specific date and the calendar type is not MI Forgiven Day, check the calendar setup for missing information on that date. Verify that it is a valid date of instruction and that students are enrolled in classes. The Type and Note columns are only valid for the schools, these columns will be empty on the totals page.

Report Date	Enrolled	Absent	Present	Percent Present	Type	Note
02/01/2021	261	12	249	95.402%	In Session	
02/02/2021	260	12	248	95.385%	In Session	
02/03/2021	261	6	255	97.701%	In Session	
02/04/2021	262	5	257	98.092%	In Session	
02/08/2021	261	16	245	93.870%	In Session	
02/09/2021	261	10	251	96.169%	In Session	
02/10/2021	260	8	252	96.923%	In Session	
02/11/2021	260	8	252	96.923%	In Session	
02/12/2021	260	0	260	100.000%	In Session	
02/18/2021	260	11	249	95.769%	In Session	
02/19/2021	260	17	243	93.462%	In Session	
02/22/2021	260	10	250	96.154%	In Session	
02/23/2021	260	12	248	95.385%	In Session	
02/24/2021	260	10	250	96.154%	In Session	
02/25/2021	260	13	247	95.000%	In Session	
02/26/2021	260	0	260	100.000%	In Session	

Total Number of Days: 16

Signature: _____



Date: _____

5/2/21

75% Attendance Report**Total of Selected Schools**


Start Date: 02/01/2021 End Date: 02/26/2021

If Enrolled, Absent, Present and Percent Present are all zeros for a specific date and the calendar type is not MI Forgiven Day, check the calendar setup for missing information on that date. Verify that it is a valid date of instruction and that students are enrolled in classes. The Type and Note columns are only valid for the schools, these columns will be empty on the totals page.

Report Date	Enrolled	Absent	Present	Percent Present	Type	Note
02/01/2021	738	35	703	95.257%		
02/02/2021	737	35	702	95.251%		
02/03/2021	738	22	716	97.019%		
02/04/2021	739	23	716	96.888%		
02/08/2021	736	43	693	94.158%		
02/09/2021	737	32	705	95.658%		
02/10/2021	740	31	709	95.811%		
02/11/2021	740	25	715	96.622%		
02/12/2021	740	11	729	98.514%		
02/18/2021	741	40	701	94.602%		
02/19/2021	741	62	679	91.633%		
02/22/2021	741	38	703	94.872%		
02/23/2021	741	30	711	95.951%		
02/24/2021	741	29	712	96.086%		
02/25/2021	741	37	704	95.007%		
02/26/2021	741	13	728	98.246%		

Total Number of Days: 16

Signature: _____



Date: _____

2/2/21