


**75% Attendance Report****Byron Elementary School**

Start Date: 12/01/2020 End Date: 12/31/2020

If Enrolled, Absent, Present and Percent Present are all zeros for a specific date and the calendar type is not MI Forgiven Day, check the calendar setup for missing information on that date. Verify that it is a valid date of instruction and that students are enrolled in classes. The Type and Note columns are only valid for the schools, these columns will be empty on the totals page.

Report Date	Enrolled	Absent	Present	Percent Present	Type	Note
12/01/2020	350	26	324	92.571%	In Session	
12/02/2020	350	22	328	93.714%	In Session	
12/03/2020	350	13	337	96.286%	In Session	
12/04/2020	350	21	329	94.000%	In Session	
12/07/2020	350	24	326	93.143%	In Session	
12/08/2020	350	22	328	93.714%	In Session	
12/09/2020	350	25	325	92.857%	In Session	
12/10/2020	350	18	332	94.857%	In Session	
12/11/2020	350	16	334	95.429%	In Session	
12/14/2020	350	18	332	94.857%	In Session	
12/15/2020	351	18	333	94.872%	In Session	
12/16/2020	351	20	331	94.302%	In Session	
12/17/2020	351	19	332	94.587%	In Session	
12/18/2020	351	11	340	96.866%	In Session	

Total Number of Days: 14

Signature: 

Date: 12/22/20

**75% Attendance Report****Byron Middle School**

Start Date: 12/01/2020 End Date: 12/31/2020

If Enrolled, Absent, Present and Percent Present are all zeros for a specific date and the calendar type is not MI Forgiven Day, check the calendar setup for missing information on that date. Verify that it is a valid date of instruction and that students are enrolled in classes. The Type and Note columns are only valid for the schools, these columns will be empty on the totals page.

Report Date	Enrolled	Absent	Present	Percent Present	Type	Note
12/01/2020	121	7	114	94.215%	In Session	
12/02/2020	121	5	116	95.868%	In Session	
12/03/2020	121	4	117	96.694%	In Session	
12/04/2020	121	0	121	100.000%	In Session	
12/07/2020	121	6	115	95.041%	In Session	
12/08/2020	121	7	114	94.215%	In Session	
12/09/2020	121	5	116	95.868%	In Session	
12/10/2020	121	5	116	95.868%	In Session	
12/11/2020	121	0	121	100.000%	In Session	
12/14/2020	121	7	114	94.215%	In Session	
12/15/2020	121	7	114	94.215%	In Session	
12/16/2020	121	8	113	93.388%	In Session	
12/17/2020	121	6	115	95.041%	In Session	
12/18/2020	121	0	121	100.000%	In Session	

Total Number of Days: 14

Signature: \_\_\_\_\_

Date: \_\_\_\_\_

12/22/20

**75% Attendance Report****Byron Area High School**


Start Date: 12/01/2020 End Date: 12/31/2020

If Enrolled, Absent, Present and Percent Present are all zeros for a specific date and the calendar type is not MI Forgiven Day, check the calendar setup for missing information on that date. Verify that it is a valid date of instruction and that students are enrolled in classes. The Type and Note columns are only valid for the schools, these columns will be empty on the totals page.

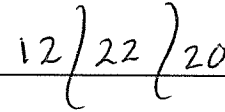
Report Date	Enrolled	Absent	Present	Percent Present	Type	Note
12/01/2020	258	0	258	100.000%	In Session	
12/02/2020	258	3	255	98.837%	In Session	
12/03/2020	258	4	254	98.450%	In Session	
12/04/2020	258	0	258	100.000%	In Session	
12/07/2020	258	1	257	99.612%	In Session	
12/08/2020	258	4	254	98.450%	In Session	
12/09/2020	258	3	255	98.837%	In Session	
12/10/2020	258	3	255	98.837%	In Session	
12/11/2020	258	0	258	100.000%	In Session	
12/14/2020	258	2	256	99.225%	In Session	
12/15/2020	258	4	254	98.450%	In Session	
12/16/2020	258	1	257	99.612%	In Session	
12/17/2020	258	3	255	98.837%	In Session	
12/18/2020	258	0	258	100.000%	In Session	

**Total Number of Days: 14**

Signature: \_\_\_\_\_



Date: \_\_\_\_\_



**75% Attendance Report****Total of Selected Schools**

Start Date: 12/01/2020 End Date: 12/31/2020

If Enrolled, Absent, Present and Percent Present are all zeros for a specific date and the calendar type is not MI Forgiven Day, check the calendar setup for missing information on that date. Verify that it is a valid date of instruction and that students are enrolled in classes. The Type and Note columns are only valid for the schools, these columns will be empty on the totals page.

Report Date	Enrolled	Absent	Present	Percent Present	Type	Note
12/01/2020	729	33	696	95.473%		
12/02/2020	729	30	699	95.885%		
12/03/2020	729	21	708	97.119%		
12/04/2020	729	21	708	97.119%		
12/07/2020	729	31	698	95.748%		
12/08/2020	729	33	696	95.473%		
12/09/2020	729	33	696	95.473%		
12/10/2020	729	26	703	96.433%		
12/11/2020	729	16	713	97.805%		
12/14/2020	729	27	702	96.296%		
12/15/2020	730	29	701	96.027%		
12/16/2020	730	29	701	96.027%		
12/17/2020	730	28	702	96.164%		
12/18/2020	730	11	719	98.493%		

**Total Number of Days: 14**

Signature: \_\_\_\_\_

Date: \_\_\_\_\_

12/22/20