

**75% Attendance Report****Byron Elementary School**


Start Date: 04/01/2021 End Date: 04/30/2021

If Enrolled, Absent, Present and Percent Present are all zeros for a specific date and the calendar type is not MI Forgiven Day, check the calendar setup for missing information on that date. Verify that it is a valid date of instruction and that students are enrolled in classes. The Type and Note columns are only valid for the schools, these columns will be empty on the totals page.

Report Date	Enrolled	Absent	Present	Percent Present	Type	Note
04/05/2021	364	35	329	90.385%	In Session	
04/06/2021	364	24	340	93.407%	In Session	
04/07/2021	364	16	348	95.604%	In Session	
04/08/2021	364	17	347	95.330%	In Session	
04/09/2021	364	17	347	95.330%	In Session	
04/12/2021	364	28	336	92.308%	In Session	
04/13/2021	364	17	347	95.330%	In Session	
04/14/2021	364	28	336	92.308%	In Session	
04/15/2021	364	59	305	83.791%	In Session	
04/16/2021	364	41	323	88.736%	In Session	
04/19/2021	366	34	332	90.710%	In Session	
04/20/2021	366	32	334	91.257%	In Session	
04/21/2021	366	33	333	90.984%	In Session	
04/22/2021	366	28	338	92.350%	In Session	
04/23/2021	366	34	332	90.710%	In Session	
04/26/2021	366	31	335	91.530%	In Session	
04/27/2021	366	26	340	92.896%	In Session	
04/28/2021	366	21	345	94.262%	In Session	
04/29/2021	366	20	346	94.536%	In Session	
04/30/2021	366	16	350	95.628%	In Session	

**Total Number of Days: 20**

Signature: \_\_\_\_\_



Date: \_\_\_\_\_

5/4/21

**75% Attendance Report****Byron Middle School**


Start Date: 04/01/2021 End Date: 04/30/2021

If Enrolled, Absent, Present and Percent Present are all zeros for a specific date and the calendar type is not MI Forgiven Day, check the calendar setup for missing information on that date. Verify that it is a valid date of instruction and that students are enrolled in classes. The Type and Note columns are only valid for the schools, these columns will be empty on the totals page.

Report Date	Enrolled	Absent	Present	Percent Present	Type	Note
04/05/2021	121	11	110	90.909%	In Session	
04/06/2021	121	7	114	94.215%	In Session	
04/07/2021	121	13	108	89.256%	In Session	
04/08/2021	121	10	111	91.736%	In Session	
04/09/2021	121	0	121	100.000%	In Session	
04/12/2021	121	0	121	100.000%	In Session	
04/13/2021	121	0	121	100.000%	In Session	
04/14/2021	121	0	121	100.000%	In Session	
04/15/2021	121	0	121	100.000%	In Session	
04/16/2021	121	0	121	100.000%	In Session	
04/19/2021	121	9	112	92.562%	In Session	
04/20/2021	121	11	110	90.909%	In Session	
04/21/2021	121	7	114	94.215%	In Session	
04/22/2021	121	5	116	95.868%	In Session	
04/23/2021	121	0	121	100.000%	In Session	
04/26/2021	121	7	114	94.215%	In Session	
04/27/2021	121	1	120	99.174%	In Session	
04/28/2021	121	5	116	95.868%	In Session	
04/29/2021	121	7	114	94.215%	In Session	
04/30/2021	121	0	121	100.000%	In Session	

**Total Number of Days: 20**

Signature: \_\_\_\_\_



Date: \_\_\_\_\_

5/4/21

**75% Attendance Report****Byron Area High School**


Start Date: 04/01/2021 End Date: 04/30/2021

If Enrolled, Absent, Present and Percent Present are all zeros for a specific date and the calendar type is not MI Forgiven Day, check the calendar setup for missing information on that date. Verify that it is a valid date of instruction and that students are enrolled in classes. The Type and Note columns are only valid for the schools, these columns will be empty on the totals page.

Report Date	Enrolled	Absent	Present	Percent Present	Type	Note
04/05/2021	256	20	236	92.188%	In Session	
04/06/2021	256	19	237	92.578%	In Session	
04/07/2021	256	18	238	92.969%	In Session	
04/08/2021	256	18	238	92.969%	In Session	
04/09/2021	256	0	256	100.000%	In Session	
04/12/2021	256	1	255	99.609%	In Session	
04/13/2021	256	0	256	100.000%	In Session	
04/14/2021	257	1	256	99.611%	In Session	
04/15/2021	257	0	257	100.000%	In Session	
04/16/2021	257	0	257	100.000%	In Session	
04/19/2021	257	16	241	93.774%	In Session	
04/20/2021	257	12	245	95.331%	In Session	
04/21/2021	257	12	245	95.331%	In Session	
04/22/2021	256	11	245	95.703%	In Session	
04/23/2021	256	0	256	100.000%	In Session	
04/26/2021	256	10	246	96.094%	In Session	
04/27/2021	256	21	235	91.797%	In Session	
04/28/2021	256	14	242	94.531%	In Session	
04/29/2021	256	9	247	96.484%	In Session	
04/30/2021	256	0	256	100.000%	In Session	

**Total Number of Days: 20**

Signature: \_\_\_\_\_



Date: \_\_\_\_\_

5/4/21

**75% Attendance Report****Total of Selected Schools**


Start Date: 04/01/2021 End Date: 04/30/2021

If Enrolled, Absent, Present and Percent Present are all zeros for a specific date and the calendar type is not MI Forgiven Day, check the calendar setup for missing information on that date. Verify that it is a valid date of instruction and that students are enrolled in classes. The Type and Note columns are only valid for the schools, these columns will be empty on the totals page.

Report Date	Enrolled	Absent	Present	Percent Present	Type	Note
04/05/2021	741	66	675	91.093%		
04/06/2021	741	50	691	93.252%		
04/07/2021	741	47	694	93.657%		
04/08/2021	741	45	696	93.927%		
04/09/2021	741	17	724	97.706%		
04/12/2021	741	29	712	96.086%		
04/13/2021	741	17	724	97.706%		
04/14/2021	742	29	713	96.092%		
04/15/2021	742	59	683	92.049%		
04/16/2021	742	41	701	94.474%		
04/19/2021	744	59	685	92.070%		
04/20/2021	744	55	689	92.608%		
04/21/2021	744	52	692	93.011%		
04/22/2021	743	44	699	94.078%		
04/23/2021	743	34	709	95.424%		
04/26/2021	743	48	695	93.540%		
04/27/2021	743	48	695	93.540%		
04/28/2021	743	40	703	94.616%		
04/29/2021	743	36	707	95.155%		
04/30/2021	743	16	727	97.847%		

**Total Number of Days: 20**

Signature: \_\_\_\_\_



Date: \_\_\_\_\_

5/4/21